





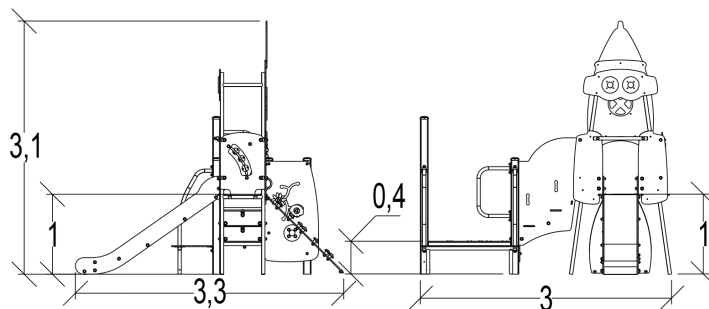






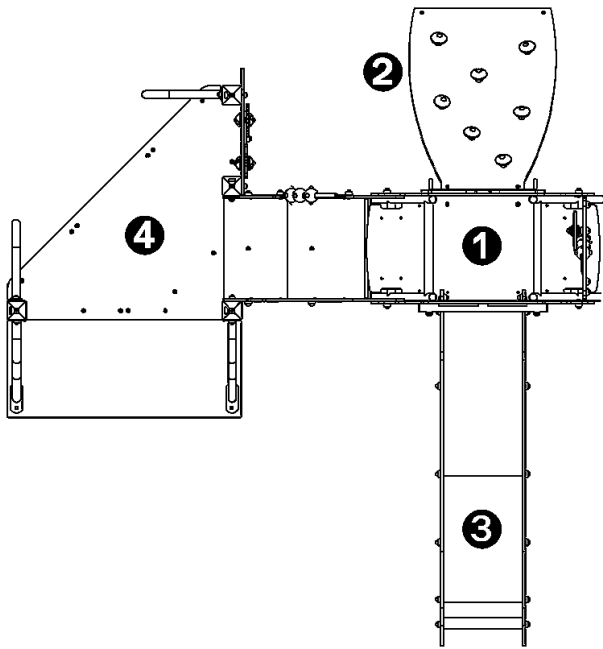
 2+ |
  14 |
  1m |
  1 = 3,05m 2 = 3,26m 3 = 3,07m

 Handicap moteur
 Handicap sensoriel
 Handicap mental



Fonctions ludiques : 7

<p>escalader</p>  <p>x1</p>	<p>fabuler</p>  <p>x1</p>	<p>glisser</p>  <p>x1</p>	<p>se rencontrer</p>  <p>x2</p>	<p>manipuler</p>  <p>x1</p>	<p>stimulation visuelle</p>  <p>x1</p>
--	--	--	--	--	--

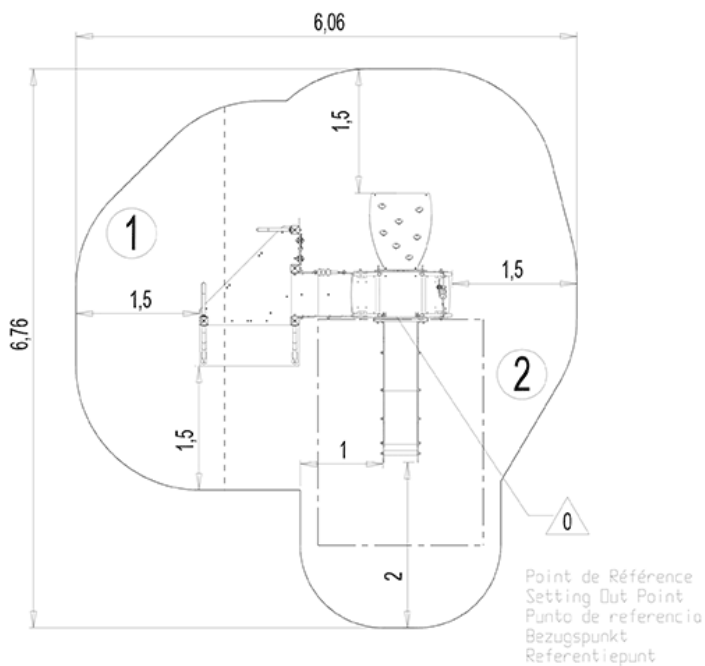


- ❶ Plate-forme Metropolis Ht : 97 cm
- ❷ Pan incliné
- ❸ Toboggan Ht : 97 cm
- ❹ Plateforme PMR

Installation de l'équipement

Zone d'impact : Surface de sol minimale requise

- Zone d'impact
- Espace libre



1	0,6m	7m ²
2	1m	23,5m ²



2



08h00



0.4m³



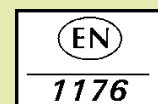
30.5m²



358kg



26kg



Proludic

0000-00-00