



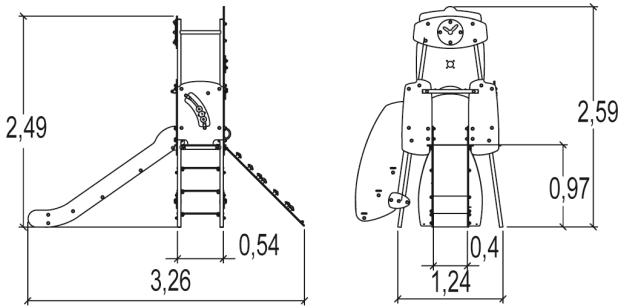
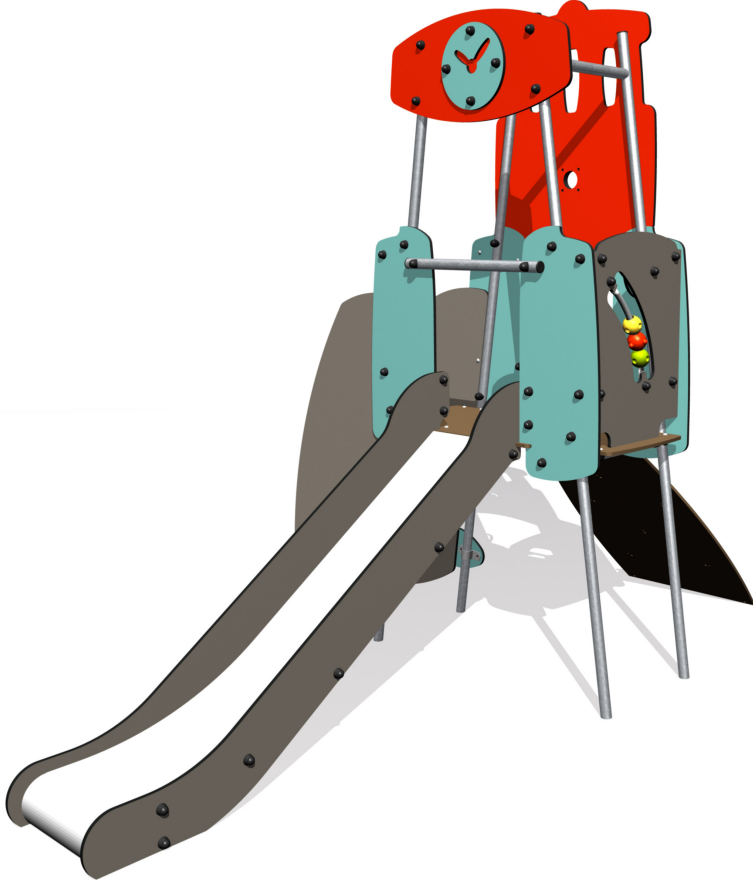







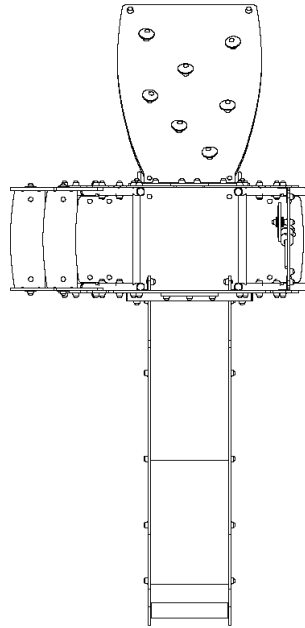
 **2+** | 
  **10** | 
  **1m** | 
  **1 = 3,25m 2 = 1,55m 3 = 2,6m**

 **Handicap moteur**    
**Handicap sensoriel**    
**Handicap mental**



**Fonctions ludiques : 8**

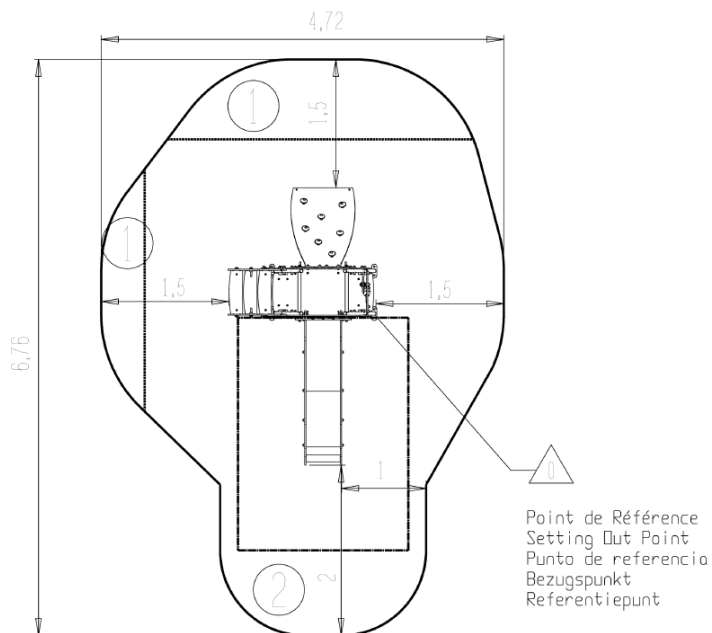
escalader  x1	fabuler  x1	glisser  x1	se rencontrer  x2	manipuler  x1	stimulation visuelle  x1	grimper  x1
--	--	--	--	--	--	--





## Installation de l'équipement

**Zone d'impact : Surface de sol minimale requise**

-  Zone d'impact
-  Espace libre



		
1	0,6m	3,5m <sup>2</sup>
2	1m	20m <sup>2</sup>



2



03h00



0m<sup>3</sup>



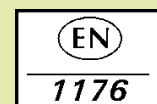
23.5m<sup>2</sup>



168kg



14kg



*Proludic*

0000-00-00