



1-8



12




0,3m



1 = 1,5m 2 = 0,75m 3 = 1,6m



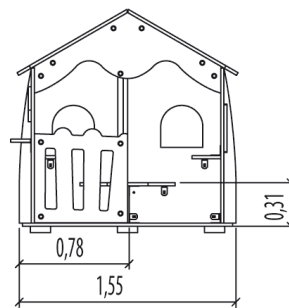
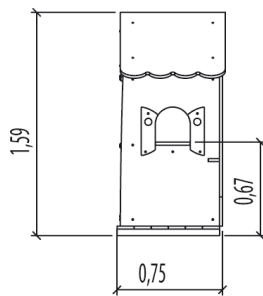

Handicap moteur



Handicap sensoriel



Handicap mental



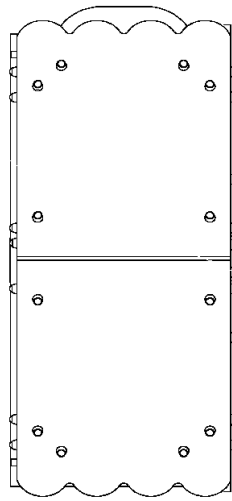
Fonctions ludiques : 2

se cacher / se
reposer



se rencontrer
/ fabuler

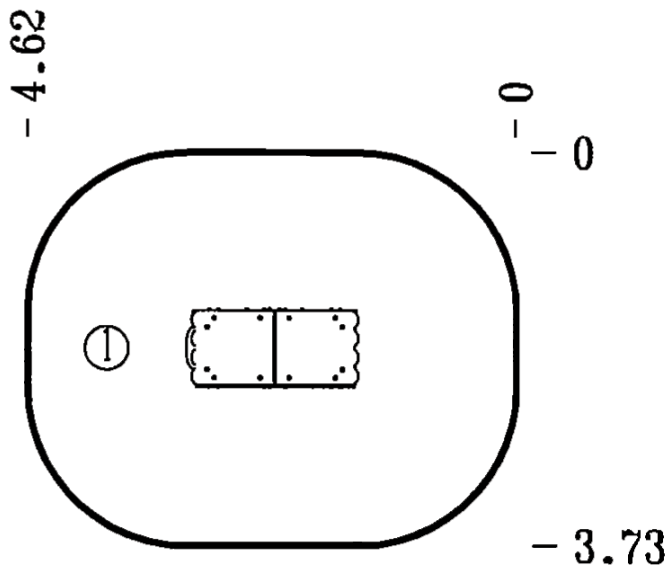






Installation de l'équipement

Zone d'impact : Surface de sol minimale requise

-  Zone d'impact
-  Espace libre



| | | |
|---|---|---|
| |  |  |
| 1 | 0,30m | 15,5m ² |



2



02h30



0.2m³



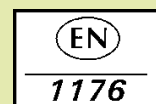
15.5m²



130kg



27kg



Proludic

2007-01-01