



6+



2



0,7m



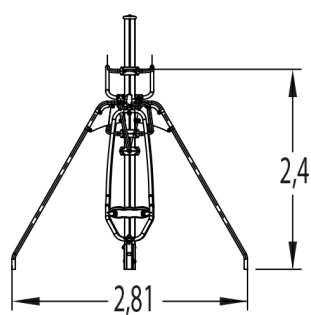
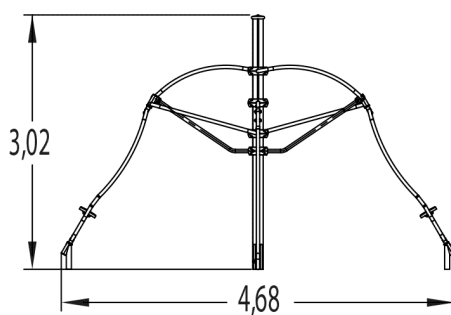
1 = 4,68m 2 = 2,81m 3 = 3,02m



Handicap moteur

Handicap sensoriel

Handicap mental



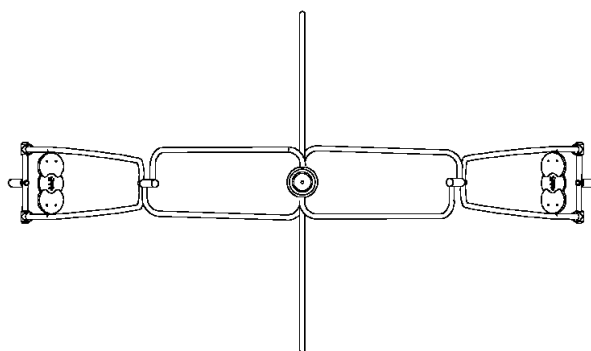
Fonctions ludiques : 2

se rencontrer
/ fabuler





tourner

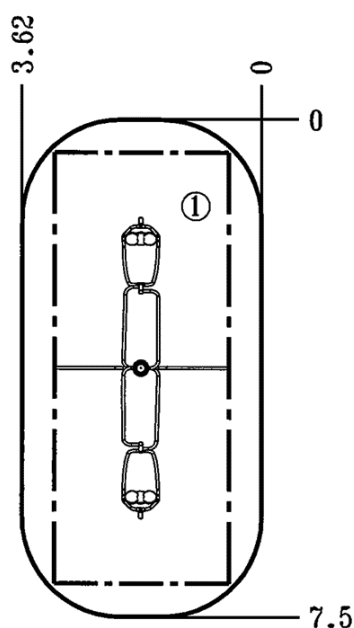






Installation de l'équipement

Zone d'impact : Surface de sol minimale requise

 Zone d'impact
 Espace libre



 		
1	0,70m	26m ²



2



05h15



0.32m³



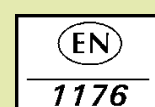
26m²



123kg



20kg



Proludic

2007-01-01